



# YOKOHAMA

MOTORSPORT TYRES 2020



**ADVAN**



# RACING TYRES



RADIAL

**ADVAN**  
*A005*



**ADVAN**  
*A006*



**A006F/A006Y**



**A006N**



**A006G/A006C**

**for GT CARS**

INCH	SIZE	COMPOUND				OVERALL DIAMETER (mm)	TREAD WIDTH (mm)	SECTION WIDTH (mm)	RECOMMENDED RIM WIDTH
		A40	A60	A80					
20	290/710R20			N2613 ◦	707	290	304	11	
19	330/710R19			N2894 ▲	708	339	350	13	
	310/690R19	N3183	N3129		687	271	298	11	
	300/690R19		N3143		687	268	293	10.5	
	260/660R19	N3182	N3004 ▲		660	228	250	9	
	240/660R19		N3130 ▲		655	214	230	8	
18	330/710R18	N2888 ◻	N2889 ◻	N2890 ◻	708	338	355	13	
	330/710R18			N2736 ●	706	338	356	13	
	280/710R18		N3114	N3142	709	261	301	11	
	300/680R18	N2855	N2856	N2857	682	308	332	12	
	280/680R18	N2270	N3113	N2595	682	284	299	11	
	320/650R18		N3139		654	325	341	13	
	300/650R18	N2844 ◻	N2845 ◻	N2846 ◻	650	305	330	12	
	280/650R18	N3141	N3066	N3063	649	287	303	11	
	280/650R18		N2782 ●		649	287	303	11	
	250/650R18	N2472	N2596	N2372	650	269	273	10	
	250/640R18		N3140		640	253	270	9.5	
	240/640R18		N2506	N2708	640	239	244	9	

◦ = Suitable for GTR ▲ = Suitable for Ferrari ◻ = Suitable for Lamborghini ● = Special spec. for Porsche

INCH	SIZE	COMPOUND			OVERALL DIAMETER (mm)	TREAD WIDTH (mm)	SECTION WIDTH (mm)	RECOMMENDED RIM WIDTH
		W40	W60					
19	330/710R19			N2793 ▲	709	333	345	13
	310/690R19			N2939 ▲	689	271	299	11
	300/690R19			N2908	689	268	291	10.5
	260/660R19			N2937 ▲	662	228	249	9
	240/660R19			N2907 ▲	657	214	229	8
18	320/710R18	N2876	N2924 ◻		709	333	353	13
	280/710R18		N2807		709	281	304	11
	300/680R18	N2859	N2791		683	308	331	12
	280/680R18	N2826	N2784		684	277	303	11
	320/650R18		N2356		653	320	344	13
	300/650R18	N2848	N2790 ◻		653	312	328	12
	280/650R18	N2815	N2923		651	278	301	11
	250/650R18	N3144	N2320		653	250	270	10
	250/640R18		N2704		644	253	264	9.5
	240/640R18		N2502		644	220	243	9

▲ = Suitable for Ferrari ◻ = Suitable for Lamborghini

**for TOURING CARS**

INCH	SIZE	COMPOUND					OVERALL DIAMETER (mm)	TREAD WIDTH (mm)	SECTION WIDTH (mm)	RECOMMENDED RIM WIDTH
		SS	S	M	H	Rain				
18	260/670R18			N2698	N2570		672	265	269	9.5
	250/660R18			N2913	N2401	N2915	657	265	265	9.5
	230/650R18	N2221	N2076	N2391	N2090		650	229	247	9
	210/650R18		N2050		N2052		649	214	224	8
17	260/640R17			N2392	N2393		640	253	275	10
	240/640R17			N2394	N2395		640	233	253	9
	240/610R17		N3003		N2756		609	235	248	9
	230/625R17			N2383	N2384		620	225	247	8
	210/625R17		N2911	N2508	N2509		629	222	228	8
	230/610R17		N2912	N2794	N2795		607	231	240	9
	210/610R17		N2203	N2614	N2202		608	222	224	8
16	230/630R16			N2381	N2387		635	223	247	8
	210/580R16				N2465	*N1869	580	216	227	8
	190/580R16			N2454	N2455		581	196	203	7
15	190/580R15			N2655	N2358		576	206	216	7
	190/560R15			N2379	N2466		561	196	208	7
14	180/530R14			N2380	N1608		535	180	191	6.5

\* The RAIN compound is only for RAIN conditions. Please do not use it under SLICK conditions. Please be sure to hand-cut the groove before use.

INCH	SIZE	COMPOUND			OVERALL DIAMETER (mm)	TREAD WIDTH (mm)	SECTION WIDTH (mm)	RECOMMENDED RIM WIDTH
		S	M	H				
18	250/660R18	N3047		N2403	654	246	259	9.5
	230/650R18			N2082	650	235	247	9
	210/650R18			N2315	650	205	210	8
17	260/640R17			N2397	639	253	273	10
	240/640R17	N3046		N2398	640	229	249	9
	240/610R17			N2757	607	232	247	9
	210/625R17	N3044		N2396	625	212	224	8
	230/610R17	N3043	N2925	N2337	607	236	244	9
16	210/610R17	N3045		N2610	612	212	222	8
	230/630R16			N2382	631	231	245	8
15	190/580R16			N2456	578	194	206	7
	190/580R15	N3041		N2148	578	194	210	7
15	190/560R15	N3042		N2457	560	199	209	7







**for FORMULA CARS**

INCH	SIZE	COMPOUND		OVERALL DIAMETER (mm)	TREAD WIDTH (mm)	SECTION WIDTH (mm)	RECOMMENDED RIM WIDTH
		SS	S				
13	360/620R13	N3070		623	362	406	15
	250/620R13	N3069		623	254	302	10.5
	240/45VR13	N2804	N3006	577	260	278	10
	200/50VR13	N2803	N3005	556	210	244	9
	180/50VR13	N1804	N3048	556	180	224	8
	160/55VR13	N2216	N3049	535	166	185	6

INCH	SIZE	DESIGN	COMPOUND		OVERALL DIAMETER (mm)	TREAD WIDTH (mm)	SECTION WIDTH (mm)	RECOMMENDED RIM WIDTH
			S					
13	360/620R13	A006F	N3072		623	366	402	15
	250/620R13	A006F	N3071		624	254	294	10.5
	240/45VR13	A006C	N3127		579	260	276	10
	200/50VR13	A006C	N3126		557	210	244	9
	180/50VR13	A006C	N2132		557	200	221	8
	160/55VR13	A006C	N2167		536	164	176	6

**for HISTORIC CAR**

INCH	SIZE	DESIGN	COMPOUND		OVERALL DIAMETER (mm)	TREAD WIDTH (mm)	SECTION WIDTH (mm)	RECOMMENDED RIM WIDTH
			RAIN					
13	230/500R13	A005	N2668		500	225	245	9
	210/500R13	A005	N3224		500	204	220	8
	210/490R13	A005	N2667		490	204	220	8
	160/520R13	A005	N2669	*N2701	523	160	186	6

INCH	SIZE	DESIGN	COMPOUND		OVERALL DIAMETER (mm)	TREAD WIDTH (mm)	SECTION WIDTH (mm)	RECOMMENDED RIM WIDTH
			S					
13	230/500R13	A006G	N3226		500	225	243	9
	210/500R13	A006G	N3225		500	204	220	8

\* ADVAN A005 for hand-cut groove. The RAIN compound is only for RAIN conditions. Please do not use it under SLICK conditions. Please be sure to hand-cut the groove before use.

**for RALLY-CROSS**

INCH	SIZE	DESIGN	COMPOUND		OVERALL DIAMETER (mm)	TREAD WIDTH (mm)	SECTION WIDTH (mm)	RECOMMENDED RIM WIDTH
			S	M				
17	240/640R17	A005	N2683	N2991	643	233	240	9.5
	230/640R17	*A054	N3034		646	232	237	8

**for GYMKHANA / AUTO CROSS / HILL CLIMB**

INCH	SIZE	DESIGN	COMPOUND		OVERALL DIAMETER (mm)	TREAD WIDTH (mm)	SECTION WIDTH (mm)	RECOMMENDED RIM WIDTH
			SS					
14	230/530R14	N2674			529	225	249	9
	190/530R14	N2673			529	185	196	7

\* A054 is grooved tyre patten for Rally-cross

**for SIDECAR**

INCH	SIZE	DESIGN	COMPOUND		OVERALL DIAMETER (mm)	TREAD WIDTH (mm)	SECTION WIDTH (mm)	RECOMMENDED RIM WIDTH
			RAIN					
13	245/515R13	A005	N2707	*N2765	514	248	286	11
	230/515R13	A005	N2700	*N2764	515	228	262	10
	190/515R13	A005	N2706	*N2763	514	192	227	8
	160/515R13	A005	N2699	*N2762	516	160	187	6.5

INCH	SIZE	DESIGN	COMPOUND				OVERALL DIAMETER (mm)	TREAD WIDTH (mm)	SECTION WIDTH (mm)	RECOMMENDED RIM WIDTH
			SSS	SS	S	M				
18	220/650R18	N2758	N2759	N2760		647	220	234	8	
17	210/625R17	N2562	N2581	N2589	N2580	623	209	223	8	
16	190/610R16	N2586		N2577		607	187	201	6.5	
15	190/580R15	N2564	N2585	N2576	N2584	579	186	201	7	

\* The RAIN compound is only for RAIN conditions. Please do not use it under SLICK conditions. Please be sure to hand-cut the groove before use.

**A brief History of Motorsport: Winning in Red and Black**



YOKOHAMA has been active in Motorsports for over half a century. Right from the beginning, we adopted a simple yet stunning black and red combination as our team colours. The combination represents our passion (red) and the asphalt (black) of the race track. The colouring became known as the “Red in Black ADVAN Colour”. Going forward, Motorsports will remain one of our core corporate activities, as we see the race track as an important venue for technological development as well as the ideal place to display the YOKOHAMA fighting spirit. YOKOHAMA is truly a household name within Motorsports and its range of ADVAN Tyres can provide the Control Tyre for World Championships and International top level Motorsport competitions.

**YOKOHAMA, AS ONE OF THE LEADING TYRE MANUFACTURERS IN THE WORLD, IS AND HAS BEEN INVOLVED AT THE VERY TOP LEVEL OF PROFESSIONAL MOTORSPORTS AS OFFICIAL TYRE SUPPLIER FOR A WIDE RANGE OF CHAMPIONSHIPS AROUND THE WORLD.**

# RALLY TYRES

**ADVAN**  
*A053*




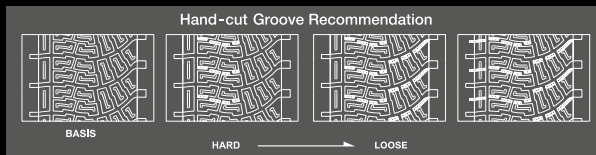
INCH	SIZE	COMPOUND						OVERALL DIAMETER (mm)	TREAD WIDTH (mm)	SECTION WIDTH (mm)	RECOMMENDED RIM WIDTH
		P30		P50		P70					
		LEFT	RIGHT	LEFT	RIGHT	LEFT	RIGHT				

15	180/650R15	N3125	N3124	N3123	N3122	N3121	N3120	648	180	224	7
----	------------	-------	-------	-------	-------	-------	-------	-----	-----	-----	---

INCH	SIZE	COMPOUND						OVERALL DIAMETER (mm)	TREAD WIDTH (mm)	SECTION WIDTH (mm)	RECOMMENDED RIM WIDTH
		A30		A50		A70					
		LEFT	RIGHT	LEFT	RIGHT	LEFT	RIGHT				

15	180/650R15	N3027	N3028	N3029	N3030	N3031	N3032	648	180	224	7
	170/650R15 *	N3021	N3022	N3023	N3024	N3025	N3026	644	172	224	7
	160/640R15	N3194	N3195	N3196	N3197	N3198	N3199	642	157	202	6
	150/625R15	N3017	N3018	N3019	N3020			625	150	198	6

LEFT = A053L, RIGHT = A053R \* = Gravel Rally for S2000




**ADVAN**  
*A035*



INCH	SERIES (%)	SIZE	COMPOUND			OVERALL DIAMETER (mm)	TREAD WIDTH (mm)	SECTION WIDTH (mm)	RECOMMENDED RIM WIDTH
			A30	A50	A70				

15	60	185/60R15 84Q	N2434	N2433	* N2001	600	150	190	5.5
	65	185/65R15 88Q	N2436	N2435	* N1992	636	150	187	6
		195/65R15 91Q	N2437	N2445	* N1989	646	162	203	6
		205/65R15 94Q		N2438	* N1986	647	177	211	6
14	65	175/65R14 82Q	N1996	N1997	* N1998	596	147	182	5
		185/65R14 86Q	N1993	N1994	* N1995	600	150	194	5.5
13	65	165/65R13 77Q	N2010	N2011	* N2012	551	138	172	5
	70	185/70R13 86Q	N2105	N2068		600	150	196	5.5

\* : NO BAR-CODE



### A053/A035 COMPOUND MAP

Road Temperature (C°)	SS Distance					
	~10 km	~20 km	~30 km	~40 km	~50 km	50 km~
60	A70	A70	A70	A70	A70	A70
50	A70	A70	A70	A70	A70	A70
40	A50	A50	A70	A70	A70	A70
30	A30	A50	A50	A70	A70	A70
20	A30	A30	A50	A50	A50	A70
10	A30	A30	A30	A30	A50	A50

**ADVAN**  
*A036*

**ADVAN**  
*A031*



INCH	SERIES (%)	SIZE	OVERALL DIAMETER (mm)	TREAD WIDTH (mm)	SECTION WIDTH (mm)	RECOMMENDED RIM WIDTH
------	------------	------	-----------------------	------------------	--------------------	-----------------------

15	60	185/60R15 84Q	N2446	601	187	206	6.5
	65	205/65R15 94Q	N2447	648	206	224	7
		205/65R15 94Q	N2370	659	132	195	6

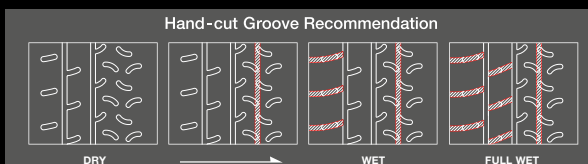
\* : NO BAR-CODE    ◇ : ADVAN A036    □ : ADVAN A031

**ADVAN**  
*A051T*



INCH	SIZE	COMPOUND				OVERALL DIAMETER (mm)	TREAD WIDTH (mm)	SECTION WIDTH (mm)	RECOMMENDED RIM WIDTH
		SS	S	M	H				

18	210/650R18	N2934	N2935	N2936	N3107	648	208	224	8
17	210/625R17	N3035	N3036	N3037	N3108	624	209	221	8
	190/625R17	N2974	N2975	N2976	N3109	625	185	200	7
16	190/600R16	N2955	N2956	N2957	N3110	600	185	198	6.5
15	190/580R15	N3038	N3039	N3040	N3111	581	186	196	6.5



### A051T COMPOUND MAP

Road Temperature (C°)	SS Distance					
	~10 km	~20 km	~30 km	~40 km	~50 km	50 km~
60	H	H	H	H	H	H
50	M	M	H	H	H	H
40	S	M	M	M	M	H
30	S	S	S	M	M	M
20	S	S	S	S	M	M
10	SS	S	S	S	S	S
0	SS	SS	S	S	S	S
-10	SS	SS	SS	S	S	S

# ROAD LEGAL SPORT TYRES

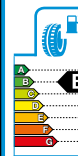
**ADVAN**  
**A052**



EU Label Grade	
Fuel Efficiency Class	E
Wet Grip Class	A-B
External Rolling Noise Class and Measured Value (dB)	2 69-73



## EU Label



### Rolling resistance (Fuel efficiency)

On the top left of the label, this shows 7 classes which range from A (most efficient) to G (least efficient), the grading indicates the tyre's contribution to fuel efficiency and CO<sub>2</sub> emissions.



### Wet grip (Braking performance)

On the top right of the label, wet grip is also expressed in classes ranging from A (highest performance) to G (lowest performance).



### External noise

- 1 sound wave corresponds to the lowest external noise level or the best external noise level performance of the tyre;
- 2 sound waves correspond to the average external noise level or the average external noise level performance of the tyre;
- 3 sound waves correspond to the highest external noise level or the weakest external noise level performance of the tyre.

INCH	SERIES (%)	SIZE	DESIGN	OVERALL DIAMETER (mm)	SECTION WIDTH (mm)	SPEC RIM WIDTH	APPROVED RIM CONTOURS	RECOMMENDED RIM WIDTH	EC MARKED	DOT				C	
20	35	285/35ZR20 (104Y) XL	A052	708	290	10	9.5~11	11			E	B	2 73	C1	
	40	255/40ZR20 (101Y) XL	A052	712	260	9	8.5~10	10			E	B	2 73	C1	
19	35	245/35ZR19 (93Y) XL	A052	655	248	8.5	8~9.5	9.5			E	B	2 72	C1	
18	30	315/30R18 98Y	A052	647	320	11	10.5~11.5	11.5			E	A	2 73	C1	
		295/30R18 98Y XL	A052	635	301	10.5	10~11	11			E	A	2 73	C1	
	35	295/35R18 103Y XL	A052	663	301	10.5	10~11.5	11			E	A	2 73	C1	
		265/35R18 97Y XL	A052	643	271	9.5	9~10.5	10.5			E	A	2 73	C1	
	255/35R18 94Y XL	A052	635	260	9	8.5~10	10			E	A	2 73	C1		
		225/35R18 87Y XL	A052	615	230	8	7.5~9	9			E	B	2 72	C1	
		40	275/40R18 103Y XL	A052	677	278	9.5	9~11	11			E	B	2 73	C1
			265/40R18 101Y XL	A052	669	271	9.5	9~10.5	10.5			E	A	2 73	C1
	255/40R18 99Y XL	A052	661	260	9	8.5~10	10			E	A	2 73	C1		
		245/40R18 97Y XL	A052	653	248	8.5	8~9.5	9.5			E	A	2 72	C1	
		235/40R18 95Y XL	A052	645	241	8.5	8~9.5	9.5			E	A	2 72	C1	
		225/40R18 92Y XL	A052	637	230	8	7.5~9	9			E	A	2 72	C1	
	45	265/45R18 104Y XL	A052	695	266	9	8.5~10	10			E	B	2 73	C1	
		235/45R18 98Y XL	A052	669	236	8	7.5~9	9			E	B	2 72	C1	
17	40	255/40R17 98W XL	A052	636	260	9	8.5~10	10			E	A	2 73	C1	
		245/40R17 95W XL	A052	628	248	8.5	8~9.5	9.5			E	B	2 72	C1	
		215/40R17 87W XL	A052	604	218	7.5	7~8.5	8.5			E	B	2 72	C1	
	205/40R17 84W XL	A052	596	212	7.5	7~8	8			E	B	2 72	C1		
		45	235/45R17 97W XL	A052	644	236	8	7.5~9	9			E	A	2 72	C1
			225/45R17 94W XL	A052	634	225	7.5	7~8.5	8.5			E	A	2 72	C1
		215/45R17 91W XL	A052	626	213	7	7~8	8			E	A	2 72	C1	
205/45R17 88W XL	A052	616	206	7	6.5~7.5	7.5			E	A	2 72	C1			
16	45	245/45R16 94W	A052	626	243	8	7.5~9	9			E	B	2 71	C1	
		225/45R16 93W XL	A052	608	225	7.5	7~8.5	8.5			E	A	2 72	C1	
		195/45R16 84W XL	A052	582	195	6.5	6~7.5	7.5			E	B	2 72	C1	
	50	225/50R16 96W XL	A052	632	233	7	6~8	8			E	A	2 72	C1	
		205/50R16 91W XL	A052	612	214	6.5	5.5~7.5	7.5			E	A	2 72	C1	
		195/50R16 88W XL	A052	602	201	6	5.5~7	7			E	B	2 72	C1	
55	205/55R16 94W XL	A052	632	214	6.5	5.5~7.5	7.5			E	A	2 72	C1		
15	50	225/50R15 95V XL	A052	607	233	7	6~8	8			E	B	2 72	C1	
		205/50R15 89V XL	A052	587	214	6.5	5.5~7.5	7.5			E	B	2 72	C1	
	195/50R15 86V XL	A052	577	201	6	5.5~7	7			E	B	2 72	C1		
		55	195/55R15 89V XL	A052	595	201	6	5.5~7	7			E	B	2 72	C1
14	55	185/55R14 80V	A052	560	194	6	5~6.5	6.5			E	B	2 69	C1	

C = Category. C1: Passenger car tyres, C2: Light commercial vehicle tyres, C3: Heavy commercial vehicle tyres

= Fuel Efficiency Class on Regulation (EC) No. 1222/2009 amended by Regulation (EC) No. 228/2011 and Regulation (EC) No. 1235/2011

= Wet Grip Class on Regulation (EC) No. 1222/2009 amended by Regulation (EC) No. 228/2011 and Regulation (EC) No. 1235/2011

= External Rolling Noise Class and Measured Value (dB) on Regulation (EC) No. 1222/2009 amended by Regulation (EC) No. 228/2011 and Regulation (EC) No. 1235/2011

# SPORT TYRES FOR TRACK USE ONLY

INCH	SIZE	DESIGN	COMPOUND	OVERALL DIAMETER (mm)	SECTION WIDTH (mm)	SPEC RIM WIDTH	APPROVED RIM CONTOURS	RECOMMENDED RIM WIDTH	REFERENCE SIZE
			M						
15	220/610R15	A048	N2958	603	235	7	6~8	8	225/50R15
	200/590R15	A048	N2959	584	215	6.5	5.5~7.5	7	205/50R15
	190/580R15	A048	N2960	574	202	6	5.5~7	6.5	195/50R15
	190/600R15	A048	N2961	593	202	6	5.5~7	6~7	195/55R15
	200/630R15	A048	N2962	625	208	6	5.5~7.5	7	205/60R15
14	180/560R14	A048	N2963	557	197	6	5~6.5	6.5	185/55R14
	170/580R14	A048	N2964	575	189	5.5	5~6.5	6.5	185/60R14
	170/580R14	A021R	N2965	579	186	5.5	5~6	6.5	185/60R14
13	160/510R13	A048	N2966	505	180	5.5	5~6	6	175/50R13
	190/580R13	A048	N2967	573	210	6	5.5~6.5	6.5	205/60R13
	170/550R13	A048	N2968	550	188	5.5	5~6.5	6	185/60R13
	170/560R13	A021R	N2969	557	182	5.5	5~6.5	6~6.5	185/60R13
	160/540R13	A048	N2970	536	180	5	5~6	6	175/60R13
	170/590R13	A021R	N2971	589	185	5.5	4.5~6	6	185/70R13
	140/540R13	A032R	N2972	533	154	4.5	4~5	5.5	155/65R13
12	150/490R12	A048	N2973	486	162	5	4.5~6	5.5	165/55R12

## YOKOHAMA USER INFORMATION

YOKOHAMA is the name that should come to mind for the racing enthusiasts that want the best tyre to meet their needs. We offer a wide range of tyres for almost every automotive competition. Regardless of your area of interest, we have teams of professionals working year-round in the development, testing and manufacture of new tyre designs that provide the additional edge you need to lead field.

### Tyre Use

YOKOHAMA Motorsports tyres are manufactured solely for competition. Although some of the models can be used on public roads, the tyres are produced with specially designed patterns and compounds, and they are not suitable for public road use. YOKOHAMA recommends using YOKOHAMA Motorsports tyres only for the intended uses for each pattern, and please remember such tyres are made for competition and therefore carry no warranty.

### Tyre Size Designation

Tyre size designation shows normal tread width in mm / overall tyre diameter in mm and nominal rim diameter in inch (e.g.230/610R17). The dimensions of a competition tyre are given as an inflated tyre with unloaded conditions.

### Tyre Care

Keep your tyres away from direct sunlight and locations with high temperature, high moisture, heavy electrical machinery, welders, and etc. Tyres should preferably be stored in a cool, dry and dark room with a controlled environment.

### Mounting

Motorsports tyres require special care when being mounted, as the bead must seat perfectly onto the rim without causing any damage. Wheels should be checked for damage or rust before mounting as such items may result in a poor fit that is not airtight. In order to assure that there is no damage to the bead area, you should always have your tyres mounted by a certified dealership that knows how to handle tyres made for competition. You should always use a mounting machine when changing a tyre to prevent unnecessary damage to the tyre or wheels. You should always use a safety cage when inflating tyres. Failure to do so may result in serious injury. Do not inflate a tyre to more than 40 psi (275 kPa).

### Air Pressure

You should never over- or under-inflate a tyre as this may cause severe damage to tyres and /or rims when accelerating, braking or cornering. Never use tyres with under 19 psi (130 kPa). Remember that the proper pressure depends on the type of race, road surface conditions and driver's needs.

All image material is showing former FIA WTCR seasons.

For more information please visit our website  
[www.yokohama-online.com](http://www.yokohama-online.com)



DISCOVER THE WORLD OF YOKOHAMA WITH YOUR SMARTPHONE OR TABLET!

1. DOWNLOAD THE YOKOHAMA EUROPE APP IN THE APP STORE / GOOGLE PLAY.
2. START THE APP AND FIND THE INTERACTIVE GRAPHICS IN THIS CATALOGUE.

© 2020 by THE YOKOHAMA RUBBER CO., LTD.

Printed in Germany  
 02.2020

CE264  
 FBIC

01